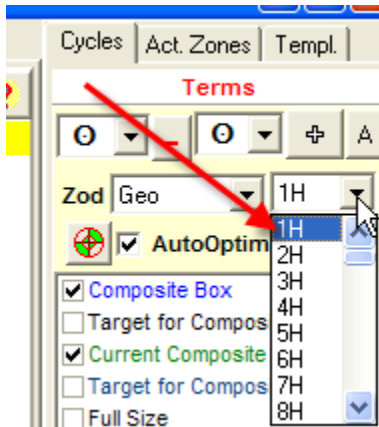


## Question:

### *How to use Harmonics orb in Composite module?*



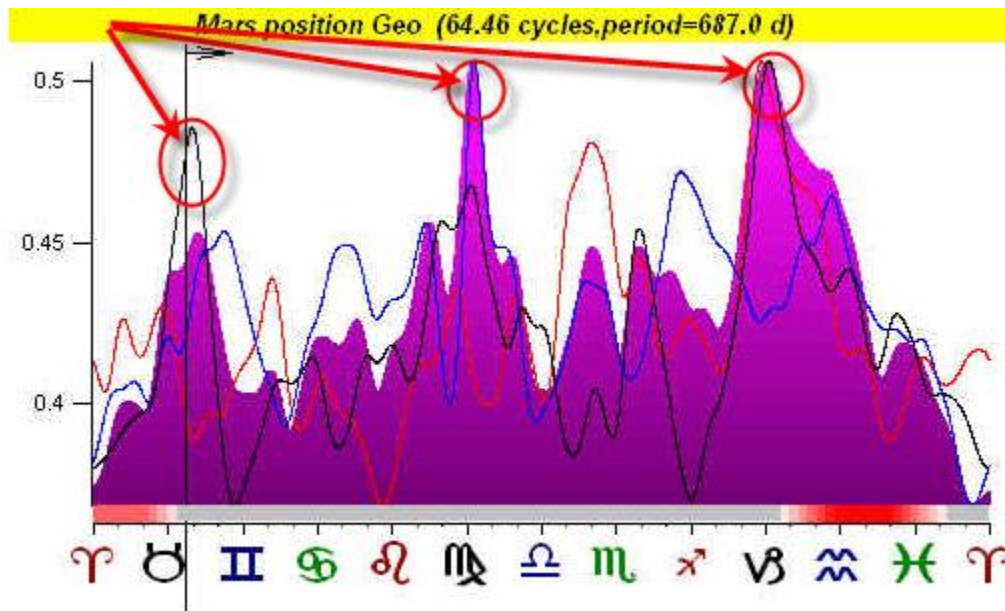
## Answer:

First of all (and it is my opinion only), I believe we need to use the harmonics very cautiously. For example, let us say that we have only 3 years of price history data. If we create the model based on astronomical cycles, we do not have too many choices here: just the Sun, Sun - Mercury, Sun - Venus and the Moon cycles. This is because we have to use cycles with the length of one year or so.

However, we might have a temptation of raking Jupiter cycle (12 years) and use its 24H harmonics here. Thus, this hypothetical planet (24H Jupiter) moves 24 times faster than Jupiter itself and makes the whole cycle within 6 months. So, technically we can use this 24H Jupiter cycle to make the forecast based on 3 years of price history.

But - there is one nuance here: we must be sure that 24H Jupiter cycle is a legitimate one. It means that the original Jupiter cycle (which is the first harmonics, 1H) repeats its history every 15 degrees (24H Jupiter makes 360 degrees, or a full cycle, while 1H Jupiter moves every 15 degrees on the sky).

Let us consider one practical example. This is Mars composite:



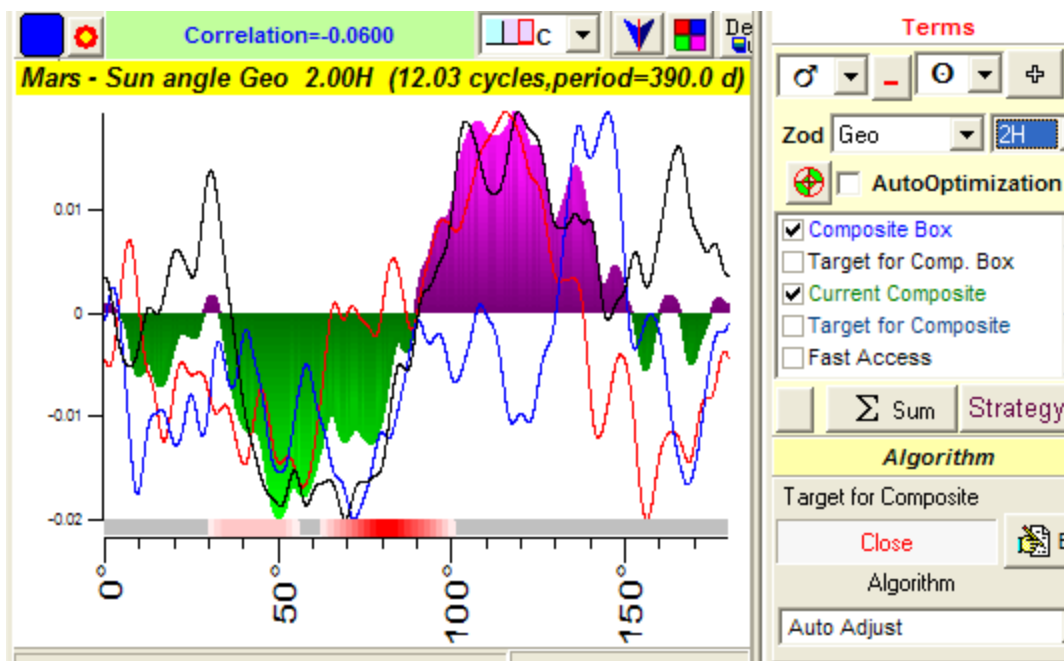
As you see, there are three main peaks here: at the beginning of Taurus, at the beginning of Virgo and at the beginning of Capricorn (all Earth elements). The price starts its uptrend rally when Mars passes Aries, Leo and Sagittarius (all Fire elements). We can see the existence of 3H symmetric here. The history repeats itself in general each 120 degrees of Mars position, covering all 4 elements: Fire, Earth, Air and Water. The usage of 3H harmonic is quite legitimate here.

Another story is the usage of 4H harmonics. The history should repeat itself each 90 degrees, covering 3 Zodiac signs (cardinal, fixed and mutable). It is not observed for these data. Thus, I would not recommend using this harmonics for these data.

These two, 3H and 4H, are the most used “astrological” harmonics as they cover the basic astrological divisions – elements and modes.

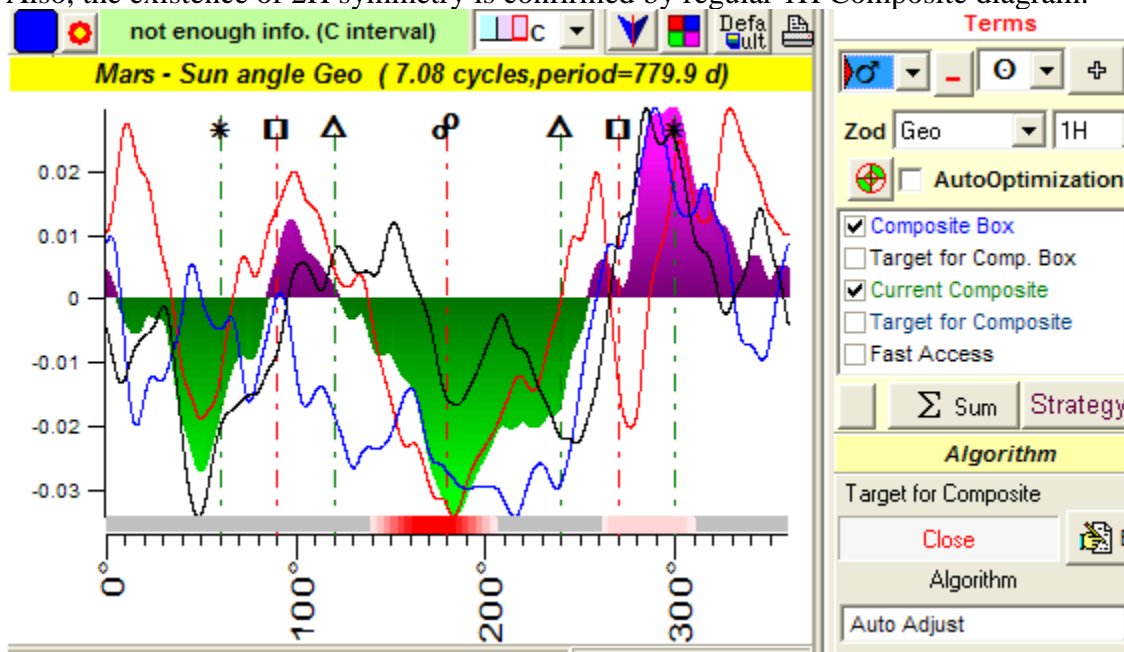
So, dealing with high harmonics we need to be sure that the chosen harmonics is legitimate. In the above example, we have considered the strong 3H Mars harmonics as the legitimate one.

One more example: look at Sun - Mars composite for the same data. We can specify here the cycle which is about half of the period of Sun - Mars cycle:



Here 2 from 3 independent composite curves (red and black ones) show approximately the same character of price movement.

Also, the existence of 2H symmetry is confirmed by regular 1H Composite diagram:



So I would recommend using first 1H Composite diagram and adding after that the higher harmonics.